

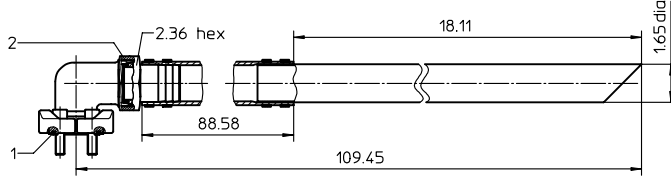
HOSE LINE

Series L01-L22

Sheet No.
31961-4A

L01

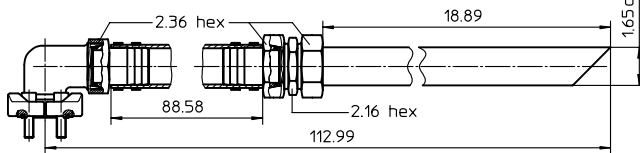
hose-lance



L02

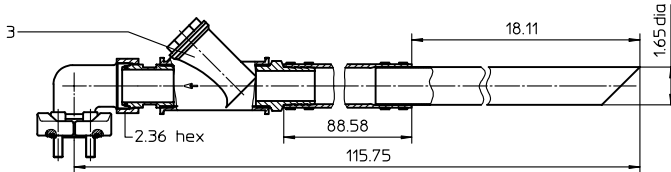
hose-fitting-lance

connection: fitting DIN 20078 T8-N40-60
for counter connection acc. to DIN 3861, M52x2, series L



L03

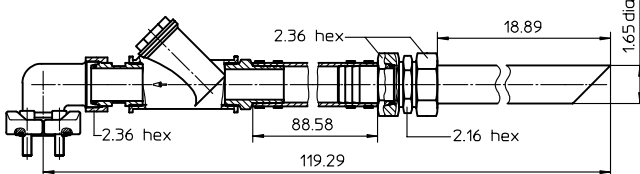
hose-lance-protective filter



L04

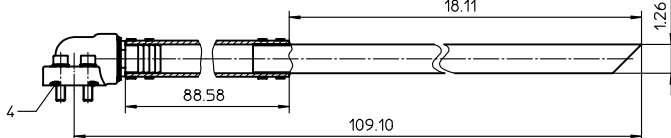
hose-fitting-lance-protective filter

connection: fitting DIN 20078 T8-N40-60
for counter connection acc. to DIN 3861, M52x2, series L



L05

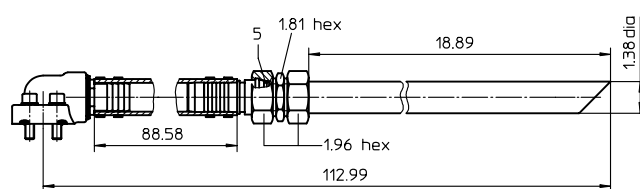
hose-lance



L06

hose-fitting-lance

connection: fitting DIN 20078 T8-N32-50
for counter connection acc. to DIN 3861, M45x2, series L



1. Type index: (ordering example)

Hose line

L01. FS. 7. P

1	2	3	4
---	---	---	---

1 series:

- L01 = hose-lance
- L02 = hose-fitting-lance
- L03 = hose-lance-protective filter
- L04 = hose-fitting-lance-protective filter
- L05 = hose-lance
- L06 = hose-fitting-lance
- L21 = hose-fitting
- L22 = hose-fitting

2 connection:

FS = SAE J518c, 3000 PSI

3 connection size:

- 6 = 1 1/4" L05-L06, L21
- 7 = 1 1/2" L01-L04, L22

4 sealing material:

- P = Nitrile (NBR)
- V = Viton (FPM)

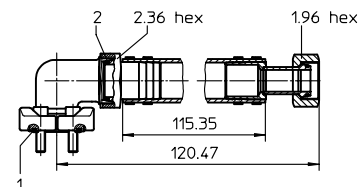
2. Spare parts:

item	qty.	designation	dimension	article-no.	
1	1	O-ring	47,22 x 3,53	305078 (NBR)	310269 (FPM)
2	1	O-ring	35 x 2,5	308893 (NBR)	- (FPM)
3	1	strainer insert	SF6.250G	318663	
4	1	O-ring	37,69 x 3,53	305078 (NBR)	310269 (FPM)
5	1	O-ring	32 x 2,5	306843 (NBR)	308268 (FPM)

L22

hose-fitting

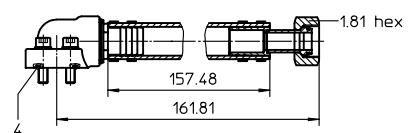
connection: fitting DIN 20078 T9-P25-50
for counter connection acc. to DIN 3861, M42x2, series S



L21

hose-fitting

connection: fitting DIN 20078 T9-P20-46
for counter connection acc. to DIN 3861, M36x2, series S



Changes of measures and design are subject to alteration!

EDV 08/00

internormen
technology

900 Air Park Drive, Zanesville, Ohio 43701

phone 740 - 452 - 7775
fax 740 - 454 - 0075

e-mail sales@atico-internormen.com
url www.internormen.com

